

Luis Miguel



Los mejores
romances




PHOTO: DANIELA FE

Luis Miguel

Bésame mucho	5
Contigo aprendí	8
Contigo en la distancia	11
De quererte así (De t'avoir aimeé)	14
El dia que me quieras	16
El reloj	19
Encadenados	22
Historia de un amor	26
Inolvidable	30
La barca	33
La puerta	36
No me platiques	39
Noche de ronda	42
Nosotros	46
Sabor a mí	50
Sin tí	53
Solamente una vez	56
Tú, mi delirio	59
¡Uno!	62
Usted	66
Voy a apagar la luz	69

Besame mucho

Letra y Música: Consuelo Velázquez

Moderatamente

The piano introduction consists of three measures. The first measure features a treble clef with a whole rest. The second measure has a treble clef with a melodic line starting on G4, moving up to A4, B4, and C5, with a bass line of G3. The third measure continues the melodic line with a treble clef and a bass line of G3. The piece is marked *mp*.

Dm

Gm6

Dm

Gm7/4

Gm

Bé - sa - me, bé - sa - me mu - cho,
 Bé - sa - me, bé - sa - me mu - cho;

The first system includes a vocal line with lyrics and a piano accompaniment. The piano part features chords: Rem *mp - mf*, Solm6, Rem, Solm7/4, and Solm. There are triplets in the vocal line.

F#dim

Gm

A7

Dm

A7

Dm

co - mo si fue - ra es - ta no - che la úl - ti - ma vez;
 each time I cling to your kiss I hear mu - sic di - vine;

The second system includes a vocal line with lyrics and a piano accompaniment. The piano part features chords: Fa#dim, Solm, La7, Rem, La7, and Rem. There are triplets in the vocal line.

D7
Am7/4
D7
F#dim
Bb5+ 3fr.
Gm7/4 3fr.
Gm 3fr.

bé - - - - - sa - me mu - cho,
 bé - - - - - sa - me mu - cho.

Re7 Lam7/4 Re7 Fa#dim Sib5+ Solm7/4 Solm

Dm
E7/9b
A7
Dm
Gm6
Dm

que ten - go mie - do per - der - te, per - der - te o - tra vez.
 hold me, my dar - ling, and say that you'll al - ways be mine.

Rem Mi7/9b La7 Rem Solm6 Rem

Gm 3fr.
Dm
A7
Gm6
Dm

Quie - ro te - ner - te muy cer - ca, mi - rar - me en tus o - jos, ver - te jun - to a mí,
 This joy is some - thing new, my arms en - fold - ing you, nev - er knew this thrill be - fore;

Solm Rem La7 Solm6 Rem

Gm 3fr.
Dm
E7
Bb7
A7

pien - sa que tal vez ma - ña - na yo ya es - ta - ré le - jos, muy le - jos de ti.
 who ev - er thought I'd be hold - ing you close to me, whisp - ring "It's you I a - dore".

Solm Rem Mi7 Sib7 La7

Dm Gm6 Dm Gm7/4 Gm F#dim

Bé - sa - me, bé - sa - me mu - cho, co - mo si fue - ra es - ta
 Dear - est one, if you should leave me, each lit - tle dream would take

Rem Solm6 Rem Solm7/4 Solm Fa#dim

Gm A7 Dm A7 Dm D7 Am7/4 D7 F#dim Bb5+

no - che la úl - ti - ma vez: bé - - - - sa - me
 wing and my life would be through: bé - - - - sa - me

Solm La7 Rem La7 Rem Re7 Lam7/4 Re7 Fa#dim Sib5+

Gm7/4 Gm Dm E9b A7

mu - cho, que ten - go mie - do per - der - te, per - der - te des -
 mu - cho: love me for - ev - er and make all my dreams come

Solm7/4 Solm Rem Mi9b La7

1. Dm Bb9 A7/4 A7 2. Dm Gm6 Dm

pués. - pués.
 true. true.

Rem Sib9 La7/4 La7 Rem m.d. Solm6 poco rit. Rem

Contigo aprendí

Letra y Música: Armando Manzanero

Moderato

Con-ti-go a-pren -

mf

G F#m7 B7

dí que e-xis-ten nue-vas y me-jo-res e-mo-cio-nes, con-ti-go a-pren -

Sol *mp - mf* Fa#m7 Si7

Em Dm7 G7 Dm7 G7

dí, a co-no-cer un mun-do nue-vo de j-lu-sio-nes. Des-cu -

Mim Rem7 Sol7 Rem7 Sol7

C Am7 D7 G Em

bri que la se - ma - na tie - ne más de sie - te dí - as a ha - cer ma - jo - res mis con - ta das a - le -

Do Lam7 Re7 Sol Mim

A7 A7/5b D C D D7

grí - as ya ser di - cho - so yo con - ti - go lo a - pren - dí. Con - ti - go a - pren -

La7 La7/5b Re Do Re Re7

G F#m7 B7

dí a ver la luz del o - tro la - do de la lu - na, con - ti - go a - pren -

Sol Fa#m7 Si7

Em Dm7 G7 Dm7 G7

dí que tu pre - sen - cia no la cam - bio por nun - gu - na. Des - cu -

Mim Rem7 Sol7 Rem7 Sol7

C Am7 D7 G

brí que pue-de un be - so ser más dul - ce y más pro - fun - do que pue - do

Do Lam7 Re7 Sol

Bm7/5b E7 Am Am7 D7

ir - me ma - ña - na de es - te mun - do, las co - sas bue - nas ya con - ti - go las vi -

Sim7/5b Mi7 Lam Lam7 Re7

Bm E7 Am Am7 D7

ví y tam - bién a - pren - dí, que yo na - cí el dí - a en que te co - no -

Sim Mi7 Lam Lam7 Re7

1. C C D D7 2. G C G

cí. Con - ti - go a - pren - cí.

Sol Do Re Re7 Sol Do Sol

Contigo en la distancia

Letra y Música: Cesar Portillo de la Luz

Bolero

Fm7 Ab Ab6 Bb7/9b Fm7 Bb7

No ex - is - te un mo - men - to del

f mf
 Fam7 Lab Lab6 Sib7/9b Fam7 Sib7

Eb Fm7 Bb7 Eb Fm7 G7

di - a en que pue - da ol - vi - dar - me de ti el mun - do pa - re - ce dis -

p.
 Mib Fam7 Sib7 Mib Fam7 Sol7

Cm F7 Bb7 Bbdim Bb7


tin - to cuan - do no es - tás jun - to a mí. No hay be - lla me - lo -

Dom Fa7 Sib7 Sibdim Sib7


Fm7




Bb7



Eb7+



Eb6




di - a en que no sur - jas tu ni yo que-ro es-cu -

Fam7 Sib7 Mib7+ Mib6


Fm7




Fm




Bb7




Eb7+



Eb6



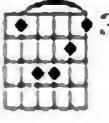
G7




char la cuan-do me fal - tas tu es que te has con - ver -

Fam7 Fam Sib7 Mib7+ Mib6 Sol7


Cm




D7




Gm



Gm7



G7




ti - do en par - te de mi al - ma y na - da me con -

Dom Re7 Solm Solm7 Do7

Fm




C




Fm7




Bb7



Eb



Eb7



for - ma si no es - tás tú tam - bien.

Fam Do Fam7 Sib7 Mib Mib7

C7 Fm C Fm7 Abm 4fr.

Más a - llá de tus la - bios el sol y las es -

Do7 Fam Do Fam7 Labm

Eb Bb7 Eb Fm7

tre - llas con - ti - go en la dis - tan - cia a - ma - da(o)

Mib Sib7 Mib Fam7

1. Bb7 Eb6 Ebdim 2. F7 E7

mi - a(o) es - toy. No hay be - lla me - lo - mi - a(o) es -

Sib7 Mib6 Mibdim Fa7 Mi7 rit.

Eb Db9 4fr. Eb6

toy.

Mib a tempo Reb9 Mib6

De quererte así (De t'avoir aimée)

Letra y Música: Charles Aznavour - Adaptación española: A. Marco

System 1:

Chords: B \flat , Gm, E \flat , G \flat 7, F7, E \flat , B \flat , F7

Lyrics: De que-rer-te a-sí, - has-ta en - lo - que - cer - ma y mi voz gran do - lor de ro-gar por tí, - de llo - rar por tí - has-ta ol - vi - dar - el nom-bre de Dios - has-ta de-stro-zar - es - te co - ra - zón -

System 2:

Chords: B \flat , B \flat dim, Cm6, F7, B \flat

Lyrics: sin po-der dor - mir, - sin po - der co - mer - pa - ra no nom - brer - más que el de mi a - mor - sin po-der gri - tar, - sin tē - ner rā - zón - qué me que - da - rá - de que - qué me que - da - rá - de que - que me que - da - rá - de que -

System 3:

Chords: G7, Cm, F7

Lyrics: rer-te a - sí. De que - rer - te a - sí - con mi al - rer-te a - sí.

System 4:

Chords: B \flat , F7, B \flat , B \flat dim, B \flat , B \flat 7

Lyrics: rer-te a - sí. De que - rer - te a - sí - con mi al - rer-te a - sí.

© 1969 by EDITIONS MUSICALES DJANIK - Paris

Edición exclusiva para todos los países: EDITIONS MUSICALES DJANIK - 3, rue Rossini - 75009 Paris

Reservados todos los derechos. All rights reserved. International Copyright secured

Bb7 Ab7 4fr. Db Db7 Gb Ab7 4fr. Db 4fr.

Tan só-lo mi voz se a - pa - ga - rá tan só - lo mi a - mor tris - te y sin ca - lor —

Sib7 Lab7 Reb Reb7 Solb Lab7 Reb

Eb7 Ab7 4fr. F Gb

tan só - lo mi piel sin sa - bor a miel y mi gran te - mor de que - rer - te aún

Mib7 Lab7 Fa Solb

Ebm F7 Bb Bbdim

más y más, al mo - rir. De que - rer - te a - sí, — con un

Mibm Fa7 Sib Sibdim

De S a C , y sigue

Bb G7 Cm 3fr. G7 Cm 3fr. F7 Bb

- rer te a - sí tan só - lo un a - mor que su - fre por tí que mue - re por tí. —

Sib Sol7 Dom Sol7 Dom Fa7 Sib

El dia que me quieras

Letra y Música: C. Gardel, A. Le Pera

Tango

The score is written in 2/4 time with a key signature of two flats (Bb and Eb). It includes guitar chord diagrams and piano accompaniment for both hands. The piece starts with a forte (f) dynamic and includes markings for 'rall.' and 'a tempo'. The lyrics are in Spanish and are placed between the vocal lines.

Chords: G7, C7, Fm, Abm, Eb, Adim, Eb, Bb7/A, Bb7, Eb, Mi♭, La♭dim, Mi♭, Sib7/4, Sib7, Mi♭, F7, Bb7, Bdim, Cm, Cm7, F7, Bb7, Eb, C7, Bb, Fm6, Mi♭, Do7, Sib, Fa♭6.

Lyrics:
 A - ca - ri - cia - mi en sue - ño el sua - ve mur -
 mu - llo de tu sus - pi - rar. ¿co - mo rí - e la vi - da si tus o - jos ne - gros me quie - ren mi -
 rar! Y si es mí - o el am - pa - ro de tu ri - sa le - ve que es co - mo un can - tar,

G7 C7 F7 Fm Db7 Bb7

e-lla a-que - ta mi he - ri - da. ¡To-do, to - do se ol - vi - da! El dí - a que me

Sol7 Do7 Fa7 Fam Reb7 Sib7 *p*

que - ras _____ la ro - sa que en - ga - la - na _____ se ves - ti - rá de fies - ta _____
 que - ras _____ no ha - brá más que ar - mo - ní - as _____ se - rá cla - ra la au - ro - ra _____

Eb G7 Cm Eb7 Ab 4fr.

Mib Sol7 Dom Mib7 Lab

_____ con su me - jor co - lor. _____ Al vien - to las cam - pa - nas _____ di - rán que ya e - res
 _____ ya - le - gre el ma - nan - tial. _____ tae - rá que - ta la bri - sa _____ ru - mor de me - lo _____



C7 Fm Bb7 Bdim

Do7 Fam Sib7 Sibdim

mí - a _____ y lo - cas las fon - ta - nas _____ se con - ta - rá tu a - mor. _____
 dí - as _____ y nos da - rán las duen - tes _____ su can - to de cros - tal. _____



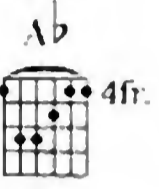
Cm 3fr. Cm 3fr. Cm7 3fr. F7 Bb7 Fm7

Dom Solm Dom7 Fa7 *rall. poco* Sib7 Fam7 3




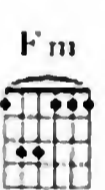
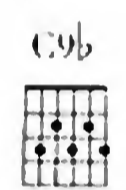
La no-che que me quie-ras ————— des de el a-zul del cie-lo. las es-tre-las ce-
 El dí-a que me quie-ras ————— des de el a-zul del cie-lo. las es-tre-las ce-

Sib *p* *a tempo* Mi \flat Sol7 Dom Mi \flat 7



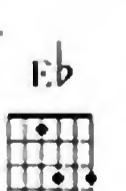
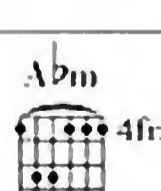
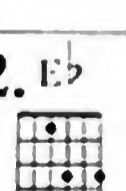
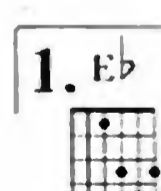
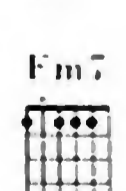
lo - sas ————— nos mi - ra - rán pa - sar ————— y un ra - yo mis - te - rio - so
 lo - sas ————— nos mi - ra - rán pa - sar ————— y un ra - yo mis - te - rio - so

Lab Do7 Fam Sol7



ha - rá ni-do en tu pe - lo. lu - ciér-na-ga cu - rio - sa que ve - rá. ¡Que e-res mi con -
 ha - rá ni-do en tu pe - lo. lu - ciér-na-ga cu - rio - sa que ve - rá. ¡Que e-res mi con -

Do9 $\flat\flat$ Fam Labm Mi \flat Mi \flat dim Mi \flat



sue - - - lo! El dí - a que me - lo!

Fam7 Sib7 Mi \flat Mi \flat dim Sib7 *p* Mi \flat Labm *rall.* Mi \flat

El reloj

Letra y Música: Roberto Cantoral

Moderato

The piano introduction consists of three measures. The right hand starts with a whole rest, followed by a series of chords and triplets. The left hand plays a steady eighth-note bass line.

Re - loj no mar - ques las ho - ras por - que voy a en - lo - que -

This section contains the first line of the song. The vocal line is in the treble clef with lyrics underneath. The piano accompaniment is in the grand staff. Chord diagrams for Eb, Fm7, Bb7, and Eb are shown above the vocal line. Chord diagrams for Mib, Fam7, Sib7, and Mib are shown below the piano accompaniment.

cer, e - lla se i - ra pa - ra siem - pre cuan - do a ma - nez - ca o - tra

This section contains the second line of the song. The vocal line continues with lyrics. The piano accompaniment continues. Chord diagrams for Bb7, Eb, Fm, and F7 are shown above the vocal line. Chord diagrams for Sib7, Mib, Fam, and Fa7 are shown below the piano accompaniment.

Fm Bb7 Eb Fm7 Bb7 Eb

vez. No más nos que - da es - ta no - che pa - ra vi - vir nues - tro a -

Fam Sib7 Mib Fam7 Sib7 Mib

Bb7 Eb Fm F7

mor. y tu tic, tac, me re - cuer - da mi - rre - me - dia - ble do -

Sib7 Mib Fam Fa7

Fm Bb7 Eb G7


lor. Re - loj, de - ten tu ca - mi - no

Fam Sib7 Mib Sol7

Ab 4fr. Eb Ab 4fr. Bdim

por - que mi vi - da se a - pa - ga e - lla es la es - tre - lla que a

Lab Mib Lab Sidim



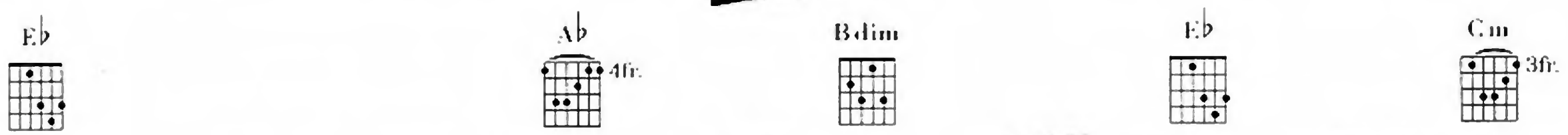
lum - bra mi ser. yo sin su a - mor no soy na - da. De -






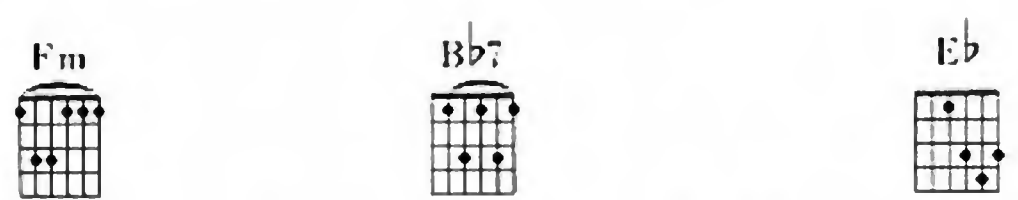
ten el tiem - po en tus ma - nos — haz es - ta no - che per -






pe - tua — pa - ra que nun - ca se va ya de mi,





pa - ra que nun - ca a - ma - nez - ca.



Encadenados

Letra y Música: Carlos Arturo Briz

Bolero



Tal






vez se-ría me-jor que no vol - vie - ras qui - zas fue-ra me-jor que me ol-vi - da - ras. vol -






ver, es em - pe - zar a a - tor - men - tar - nos a que - rer - nos pa - ra o - diar - nos sin prin - ci - pio ni fi -





 nal. Nos he - mos he - cho tan - to, tan - to da - ño que a -



 Re7 Dom Solm



 mor en - tre no - so - tros es mar - ti - rio; ja - más qui - so lle - gar el de - sen -




 Fa7 Sib Dom6/La Re7




 ga - ño ni el ol - vi - do ni el de - li - rio. se - gui - re - mos siem - pre i - gual. Ca -



 Solm Solm7/Fa Mib9 Re7 Solm



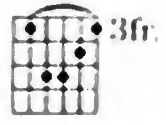
 ri - ño co - mo el nues - tro es un cas - ti - go que se lle - va en el al - ma has - ta la muer - te mi




 Dom7 Fa7 Sib7+ Dom7 Fa7 Mib7+

2ª vez Orquesta

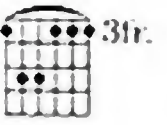
Cm/A




D7




Gm



Gm7




A7/E



Eb7



D7



suer-te ne-ce-si-ta de tu suer - te y tu me ne-ce-si-tas mu-cho más. Por

Dom/La

Re7

Solm

Solm7

La7/Mi

Mib7

Re7

Cm




Gm



F7



Bb



e - so no ha-brá nun-ca des-pe - di - da ni paz al-gu-na ha-brá de con-so - lar - nos y el


Dom

Solm

Fa7

Sib

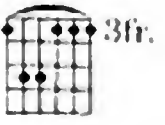
Cm6/A




D7




Gm



Eb



D7



1. Gm



pa-so del do-lor ha de en-con - trar-nos de ro-di-llas en la vi-da fren-te a fren-te y na - da más.

Dom6/La

Re7

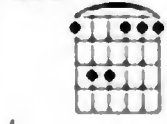
Solm

Mib


Re7

Solm

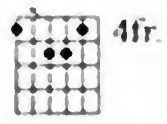
2. Gm




Eb7



Ab7+



G7+



más. Fren-te a fren-te y na - da más.

Solm

Mib7

Lab7+

Sol7+



PHOTO: DANIELA FED

Luis Miguel


Historia de un amor

Letra y Música: Carlos E. Almarán


Moderato

The piano introduction consists of three measures. The right hand features a melodic line with a triplet of eighth notes in the second measure. The left hand provides a steady bass line. The dynamic marking is *mf*.

Am 7/5b



D7



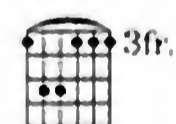
Ya no es - tás más a mi la - do co - ra - zón. en el al - ma só - lo
 All at once you find your dreams are com - ing true and you won - der what is

mp - mf


Lam 7/5b Re7

The vocal line begins with a quarter rest, followed by a melodic phrase. The piano accompaniment features a steady bass line and a right hand with chords and moving lines. The dynamic marking is *mp - mf*.


Gm




Gm7+



Gm7



Gm6



F



ten - go so - le - dad y si yo no pue - do ver - te. ¿por qué Dios me hi - zo que -
 hap - pen - ing to you! Then you feel your head go spin - ning. but it's on - ly the be -

Solm Solm7+ Solm7 Solm6 Fa

The vocal line continues with a melodic phrase. The piano accompaniment features a steady bass line and a right hand with chords and moving lines. The dynamic marking is *mp - mf*.

E \flat E \flat 7 D7 Gm 3fr.

rer - te pa - ra ha - cer me su - frir más? Siem - pre fuis - te la ra -
gin - ning of the sto - ry of love! When she tells you with her

Mi \flat Mi \flat 7 Re7 Solm

A m 7/5 \flat D7 Gm 3fr. Gm7+

zón de mi - e - xis - tir, a - do - rar - te pa - ra mí fue re - li - gión;
soft ap - peal - ing ways. "I have searched for you through all my lone - ly days!"

Lam7/5 \flat Re7 Solm Solm7+

Gm7 Gm6 F



y en tus be - sos yo en - con - tra - ba el ca - lor que me brin -
As her eyes are bright - ly gleam - ing, you be - gin to know the

Solm7 Solm6 Fa

E \flat E \flat 7 D7 Gm 3fr. Cm 3fr. Gm 3fr.

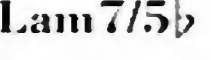
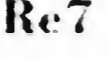
da - ba el a - mor y la pa - sión. Es la his - to - ria de un a -
mean - ing of the sto - ry of love! It's a tale that's oft - en


Mi \flat Mi \flat 7 Re7 Solm Dom Solm mp

Am 7/5b  D7 

mor co - mo no hay o - tro i - gual, que me hi - zo com - pren -
told. *but* *when it's hap - pen - ing to*

cresc. poco a poco

Lam 7/5b  Re7 



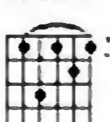
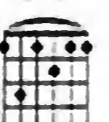





Gm 


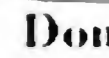

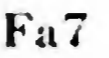
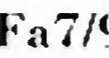
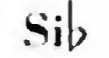
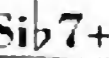
der to - do el bien, to - do el mal, que le dió luz a mi
you! *Though you know the sto - ry's*


Solm 










Cm  Cm7+  Cm7  F7  F7/9b  Bb  Bb7+ 

vi - da a - pa - gán - do - la des - pués.
old. *it still feels new!*



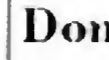

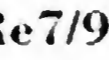
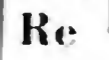

Dom  Dom7+  Dom7  Fa7  Fa7/9b  Sib  Sib7+ 






no inglés

Bb6  Cm  Cm6  Cm  D7/9b  D  Eb 

¡Ay, qué vi - da tan os - cu - ra, sin tu a - mor no vi - vi - ré!


Sib6  Solm  Dom6  Dom  Re7/9b  Re  Mi 



D7  Am7/5b 

Ya no es - tás más a mi la - do co - ra - zón.
 Though a hum - dred dif - f'rent loves may come and go,

sfz Re7 *mf* Lam7/5b



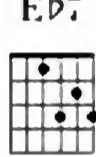
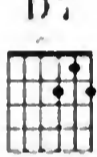


D7  Gm  Gm7+  Gm7  Gm6 

en el al - ma só - lo ten - go so - le - dad y si yo no pue - do
 still the time will come when you will sure - ly know! On - ly when two hearts are

Re7 Solm Solm7+ Solm7 Solm6

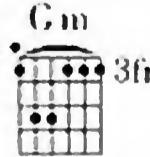
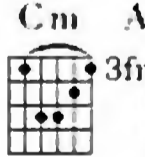


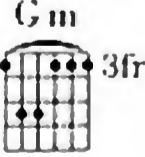
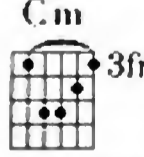

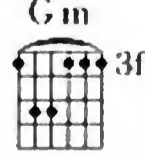


F  Eb  Eb7  D7 

ver - te, ¿por qué Dios me hi - zo que - rer - te pa - ra ha - cer - me su - frir
 blend - ing, will you know there is no end - ing to the sto - ry of


Fa Mib Mib7 Re7



1. Gm  Cm  Am7/5b  D7  2. Gm  Cm  D7  Gm 

más. Ya no es - tás más a mi más.
 love! All at once you find your love!

Solm Dom Lam7/5b *sfz* Re7 *mf* Solm Dom Re7 *sfz* Solm



Inolvidable

Letra y Música: Julio Gutierrez

Rubato in 4

mf accel. molto



3

3

3

3

3



En la vi - da hay a - mo - res que nun - ca pue - den ol - vi - dar - se.

rall. ten. mp - mf

Lam Lam7 Rem6 Mi7 Lam Mi7

3

7




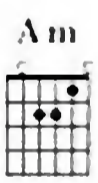
7

7

7

7

7



im - bo - rra - bles mo - men - tos que siem - pre guar - da el co - ra -

Lam Mi7 Lam Sol#7 Sol13 Do Sol7/5# Solm7 Do7/9b

3

3

3

3

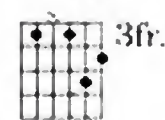
3

3

F6




C7/5#



F6



Bm7/5b



E7



zón,

por-que a - que- llo que un dí - a nos hi- zo tem- blar de a- le -

Fa6


Do7/5#

Fa6

Sim7/5b

Mi7

Am



grí - a,

es men - ti - ra que hoy pue- da ol- vi - dar - se con un nue- vo a -

Lam

Fa

Fa7+


Fa7

Si7


E7



Am



Am7



mor.

He be - sa - do o- tras bo - cas bus -

Mi7

mp

Lam

Lam7

Dm6



E7



Am




E7




Am




E7




Am




G#7



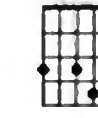
G13



C



G7/5#



can - do nue- vas an- sie - da - des

y o - tros bra - zos ex - tra - ños me es -

Rem6

Mi7

Lam

Mi7

Lam

Mi7

Lam


Sol#7

Sol13


Do

Sol7/5#


Gm7




C7/9b



F6




C7/5z



3fr.

F6



Bm7/5b



tre- chan lle- nos de e- mo- ción.

pe- ro só- lo con- si- guen ha -

Solm7 Do7/9b


Fa6

Do7/5z


Fa6

Sim7/5b

E7



Am




cer- me re- cor- dar los tu - yos.

que i- nol- vi - da - ble- men - te vi - vi -

Mi7

Lam


1. F9




E7/9b




Am




Am6



Bm7/5b



E7



rán

en

mí.

En la

Fa9

Mi7/9b


Lam

Lam6


Sim7/5b

Mi7

2. F9



E9



Am6



rán

en

mí.

Fa9

Mi9

Lam6

La barca

Letra y Música: Roberto Cantoral

Di - cen que — la dis - tan - cia es el ol - vi - do — pe - ro yo — no con -

ci - bo e - sa ra - zón por - que yo — se - gui - ré sien - do el cau -

ti - vo — de los ca - pri - chos de tu — co - ra - zón. Su -

Chord diagrams shown above the vocal line: Eb, F#m, Fm, Bb.

Chord diagrams shown below the piano accompaniment: Mi♭, Fa#m, Fam, Si♭.

Chord diagrams shown above the vocal line: Bb5# 3fr., Eb, Fm7, Eb, F#m.

Chord diagrams shown below the piano accompaniment: Si♭5#, Mi♭, Fam7, Mi♭, Fa#m.

Chord diagrams shown above the vocal line: Fm, Bb, Bb5# 3fr., Eb, G7.

Chord diagrams shown below the piano accompaniment: Fam, Si♭, Si♭5#, Mi♭, Sol7.

Cm 3fr. G7 Cm 3fr. Cm7 3fr. F7

pis - te es — cla - re - cer mis pen - sa - mien - tos me dis - te — la ver -

Dom Sol7 Dom Dom7 Fa7

Bb

dad que yo so - ñe — ahu - yen - tas - te de mi los su - fri -

Sib

Cm7 3fr. Ab 4fr. G7

mien - tos — en la pri - me - ra no - che que te a - mé. —

Dom7 Lab Sol7

D7 Ab7+ 4fr.

Hoy mi pla - ya se vis - te de a - mar - gu - ra —
Cuan - do la — luz del sol se es - té a - pa - gan - do —

Re7 Lab7+

E_b **F[#]m**

por - que tu — bar - ca tie - ne que par - tir
 y te sien - tas can - sa - da de va - gar

Mi_b **Fa[#]m**

Fm **B_b**

a cru - zar — o - tros ma - res de lo - cu - ra
 pien - sa que — yo por tí es - ta - ré es - pe - ran - do

F_m **Sib**

1. **Gm7** **C7**

cui - da que — no nau - fra - gue tu vi - vir.

Solm7 **Do7**

2. **B_b7** **E_b** **B_b7** **E_b**

has - ta que — tú de - ci - das re - gre - sar.

Sib7 **Mi_b** **Sib7** **Mi_b**

La puerta

Letra y Música: Luis Demetrio

Bolero

The first system shows the beginning of the piece. The vocal line starts with a whole rest, followed by a melodic phrase. The piano accompaniment provides harmonic support with chords and a steady bass line.

The second system includes guitar chord diagrams for Bb and Cm (3fr). The lyrics are: "La puer-ta se ce - rró de-trás de ti y nun-ca más vol - vis-te a pa - re - cer". The piano accompaniment continues with chords labeled Sib and Dom.

The third system includes guitar chord diagrams for F7, Bb, Eb, Cm (3fr), and Bb7. The lyrics are: "de - jas - te a - ban do - na - da la i - lu - sión, que ha - bía en mi co - ra - zón por ti." The piano accompaniment features chords labeled Fa7, Sib, Mi b, Dom, and Sib7.